

YEAR

APPLICATION FOR 1-d-1 (OPEN - SPACE) AGRICULTURAL APPRAISAL

Appraisal district name	Phone (area code and number)
Address	

IMPORTANT INFORMATION FOR APPLICANTS

Article 8, Sec. 1-d-1, Texas Constitution, and Chapter 23, Subchapter D, Tax Code, provide for appraisal of agricultural land based on the land's ability to produce agricultural products. Land qualifies for 1-d-1 appraisal if it has been used for agriculture in the past and is currently used for agriculture at the same level as typical prudent producers in your area. If you have questions on completing this application or on the information concerning additional taxes and penalties, you may want to consult the State Comptroller's *Manual for the Appraisal of Agricultural Land* and your appraisal district staff.

You must complete this application in full and file it no later than April 30 of the year you are applying for agricultural appraisal. If your application is granted, you do not need to file again in later years unless the chief appraiser requests a new application. You may file a late application up to midnight the day before the appraisal review board approves appraisal records for the year. Approval usually occurs in July. If you do file a late application and your application is approved, you must pay a penalty equal to 10% of the tax savings resulting from agricultural appraisal.

Step 1: Owner's name and address	Owner's name		
	Current mailing address (number and street)		
	City, town or post office, state, ZIP code	Phone (area code and number)	
Step 2: Describe the property	Give legal description, abstract numbers, field numbers or plat numbers. (You may attach last year's tax statement or notice of appraised value, or other correspondence identifying the property.)		
	Account number (if known)	Number of acres for which application is made	
	Owner		

Last year, were you allowed 1-d-1 appraisal on this property by the chief appraiser of this county appraisal district? Yes No

If yes, you need only complete those parts of steps 3 and 4 that has changed since your earlier application, or any information in steps 3 and 4 requested by the chief appraiser. If no, you must complete all of steps 3 and 4.

Is the property described above a part of a larger tract of land qualified for 1-d-1 appraisal on January 1 of the previous year and ownership of the tract is different from ownership on January 1 of the previous year? Yes No

Is any part of the property described above managed through a wildlife management property association? Yes No

If yes, please attach a written agreement obligating the owner to perform activities necessary to qualify wildlife management land for 1-d-1 appraisal. Yes No




Is any part of the property described above managed in an area designated by the Texas Parks and Wildlife Department as a habitat for an endangered species, a threatened species, or a candidate species for listing by Texas Parks and Wildlife Department as a threatened or endangered species? Yes No

Step 3: Conversion to timber production	1. Did you convert this land to timber production after September 1, 1997? <input type="checkbox"/> Yes <input type="checkbox"/> No		
	2. Do you wish to have this land continue to be appraised as open-space land agricultural land? <input type="checkbox"/> Yes <input type="checkbox"/> No		

If yes, complete question 1 in Step 4 and all other questions in that step that describe the previous agricultural use of this land.

Step 4: Describe the property's use	1. Describe the current and past uses of this property, starting with the current year and working back 5 years or until you have shown 5 out of 7 years of agricultural use.					
		Year	Agricultural use*	Acres	Year	Agricultural use*
	current			4		
	1			5		
	2			6		
3			7			

<p>Step 4: Describe the property's use (continued)</p>	<p>*Agricultural use includes but is not limited to the following activities: cultivating the soil, producing crops for human food, animal feed, planting seed or for the production of fibers; floriculture, viticulture and horticulture; raising or keeping livestock; raising or keeping exotic animals or fowl for the production of human food or fiber, leather, pelts or other tangible products having a commercial value; planting cover crops or leaving land idle for the purpose of participating in any governmental program or normal crop or livestock rotation procedure and wildlife management.</p> <p>Wildlife management means actively using land that at the time the wildlife-management use began was appraised as qualified open-space land under this subchapter in at least three of the following ways to propagate a sustaining breeding, migrating or wintering population of indigenous wild animals for human use, including food, medicine or recreation: habitat control, erosion control, predator control, providing supplemental supplies of water or of food, providing shelters or making census counts to determine population.</p> <p>Agricultural land use categories include: irrigated cropland, orchard, improved pastureland, native pastureland and other classes typical in your area.</p>																		
<p>2. (a) If you raise livestock, exotic animals, exotic fowl or manage wildlife on the property, list the livestock or exotics raised or the type of wildlife managed and the number of acres used for this activity. You may attach a list if the space is not sufficient.</p> <table style="width: 100%; border-collapse: collapse;"> <thead> <tr> <th style="width: 30%;"></th> <th style="width: 15%; text-align: center;">livestock/exotics/wildlife</th> <th style="width: 15%; text-align: center;">acres</th> <th style="width: 30%;"></th> <th style="width: 10%; text-align: center;">livestock/exotics/wildlife</th> <th style="width: 10%; text-align: center;">acres</th> </tr> </thead> <tbody> <tr> <td>example: cattle</td> <td></td> <td style="text-align: center;">48</td> <td></td> <td></td> <td></td> </tr> <tr> <td></td> <td></td> <td></td> <td></td> <td></td> <td></td> </tr> </tbody> </table>			livestock/exotics/wildlife	acres		livestock/exotics/wildlife	acres	example: cattle		48									
	livestock/exotics/wildlife	acres		livestock/exotics/wildlife	acres														
example: cattle		48																	
<p>(b) If you use less than 50 acres for raising livestock, exotics or managing wildlife, how many head (<i>average per year</i>) do you raise?</p> <table style="width: 100%; border-collapse: collapse;"> <thead> <tr> <th style="width: 30%;"></th> <th style="width: 15%; text-align: center;">livestock/exotics/wildlife</th> <th style="width: 15%; text-align: center;">number</th> <th style="width: 30%;"></th> <th style="width: 10%; text-align: center;">livestock/exotics/wildlife</th> <th style="width: 10%; text-align: center;">number</th> </tr> </thead> <tbody> <tr> <td>example: cattle</td> <td></td> <td style="text-align: center;">20</td> <td></td> <td></td> <td></td> </tr> <tr> <td></td> <td></td> <td></td> <td></td> <td></td> <td></td> </tr> </tbody> </table>			livestock/exotics/wildlife	number		livestock/exotics/wildlife	number	example: cattle		20									
	livestock/exotics/wildlife	number		livestock/exotics/wildlife	number														
example: cattle		20																	
<p>3. If you grow crops (<i>including ornamental plants, flowers, or grapevines</i>), list the crops grown and the number of acres devoted to each crop. You may attach a list if the space is not sufficient.</p> <table style="width: 100%; border-collapse: collapse;"> <thead> <tr> <th style="width: 30%;"></th> <th style="width: 15%; text-align: center;">crop</th> <th style="width: 15%; text-align: center;">acres</th> <th style="width: 30%;"></th> <th style="width: 10%; text-align: center;">crop</th> <th style="width: 10%; text-align: center;">acres</th> </tr> </thead> <tbody> <tr> <td>example: wheat</td> <td></td> <td style="text-align: center;">200</td> <td></td> <td></td> <td></td> </tr> <tr> <td></td> <td></td> <td></td> <td></td> <td></td> <td></td> </tr> </tbody> </table>			crop	acres		crop	acres	example: wheat		200									
	crop	acres		crop	acres														
example: wheat		200																	
<p>4. If your land is lying idle because you are participating in a governmental program, please list these programs and the number of acres devoted to each program. You may attach a list if the space is not sufficient.</p> <table style="width: 100%; border-collapse: collapse;"> <thead> <tr> <th style="width: 30%;"></th> <th style="width: 15%; text-align: center;">program</th> <th style="width: 15%; text-align: center;">acres</th> <th style="width: 30%;"></th> <th style="width: 10%; text-align: center;">program</th> <th style="width: 10%; text-align: center;">acres</th> </tr> </thead> <tbody> <tr> <td>example: CRP</td> <td></td> <td style="text-align: center;">100</td> <td></td> <td></td> <td></td> </tr> <tr> <td></td> <td></td> <td></td> <td></td> <td></td> <td></td> </tr> </tbody> </table>			program	acres		program	acres	example: CRP		100									
	program	acres		program	acres														
example: CRP		100																	
<p>5. Is this property now used for any non-agricultural activities? List all non-agricultural uses and the number of acres devoted to the use. You may attach a list if this space is not sufficient.</p> <table style="width: 100%; border-collapse: collapse;"> <thead> <tr> <th style="width: 30%;"></th> <th style="width: 15%; text-align: center;">non-agricultural</th> <th style="width: 15%; text-align: center;">acres</th> <th style="width: 30%;"></th> <th style="width: 10%; text-align: center;">non-agricultural</th> <th style="width: 10%; text-align: center;">acres</th> </tr> </thead> <tbody> <tr> <td></td> <td></td> <td></td> <td></td> <td></td> <td></td> </tr> <tr> <td></td> <td></td> <td></td> <td></td> <td></td> <td></td> </tr> </tbody> </table>			non-agricultural	acres		non-agricultural	acres												
	non-agricultural	acres		non-agricultural	acres														
<p>6. Is this property located within the corporate limits of a city or town? <input type="checkbox"/> Yes <input type="checkbox"/> No</p>																			
<p>7. (a) Is this property owned by a nonresident alien? <input type="checkbox"/> Yes <input type="checkbox"/> No</p> <p>(b) Is the owner described in question 7(a) required by federal law or federal rules to register the person's ownership or acquisition of this property? <input type="checkbox"/> Yes <input type="checkbox"/> No</p>																			
<p>8. If you are using the land to manage wildlife, list the three or more ways in which you manage wildlife. Example: Conduct census counts</p> <p>A. B. C.</p>																			
<p>Please indicate the property's agricultural land use category for the tax year preceding the property's conversion to wildlife management use. Example: native pastureland</p> <p>Please attach a wildlife management plan completed on a form prescribed by the Texas Parks and Wildlife Department for the property described in Step 2.</p>																			

<p>Step 5: Sign the application</p>	<p>If you make a false statement on this application, you could be found guilty of a Class A misdemeanor or a state jail felony under Texas Penal Code Section 37.10.</p> <p>I certify that the information given on this form is true and correct.</p> <table border="1" data-bbox="284 277 1544 333"> <tr> <td data-bbox="284 277 1141 333"> <p>sign here  Authorized signature</p> </td> <td data-bbox="1141 277 1544 333"> <p>Title</p> </td> </tr> </table>	<p>sign here  Authorized signature</p>	<p>Title</p>
<p>sign here  Authorized signature</p>	<p>Title</p>		

OTHER IMPORTANT INFORMATION

After you file this application, your chief appraiser may require additional information from you before qualifying your land. The additional information may only relate to your current and past agricultural use or to the level at which you use your land for agriculture.

You must notify the chief appraiser in writing if you: stop using your property for agriculture (*e.g., you voluntarily decide to stop farming*); change the category of your use (*e.g., you change from dry cropland to irrigated cropland*); change the level of your use (*e.g., you substantially increase or decrease the number of cattle you raise*); change the nature of your use (*e.g., you switch from growing corn to growing ornamental plants*); enter, leave or change governmental programs (*e.g., you put 100 acres in CRP*); or if you begin using your land for something other than agriculture (*e.g., you build a shopping center on most of your land*). You must deliver this notice no later than the April 30 following the change in use or eligibility.

If your land receives agricultural appraisal and you fail to notify the chief appraiser of a change in agricultural use, you may be required to pay a penalty. You will be required to pay a substantial additional tax plus interest (*a rollback tax*) if you stop using all or part of the property for agriculture.

The Texas Supreme Court has ruled that §23.56(3), Tax Code, is unconstitutional. While the Court's reasoning would apply to §23.56(2), which is reflected in Question #7, that subsection has not specifically been ruled unconstitutional.